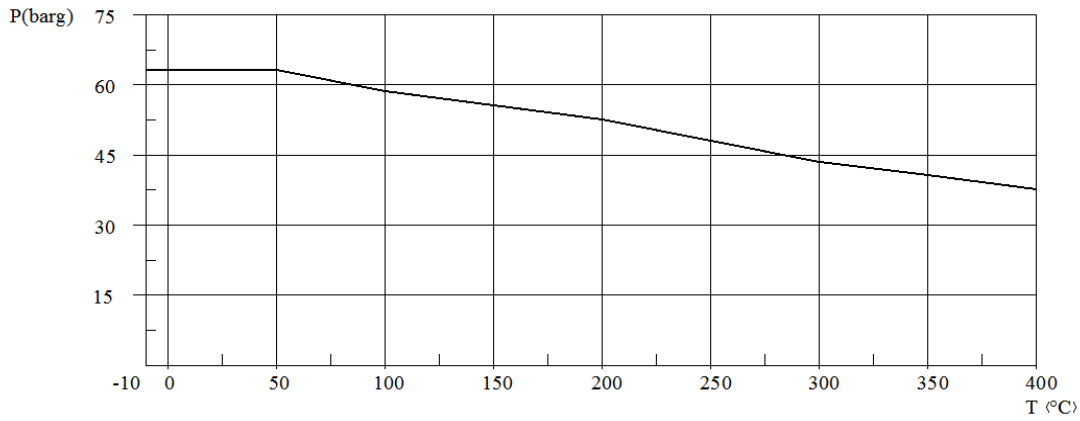


Pressure-temperature limit rating table

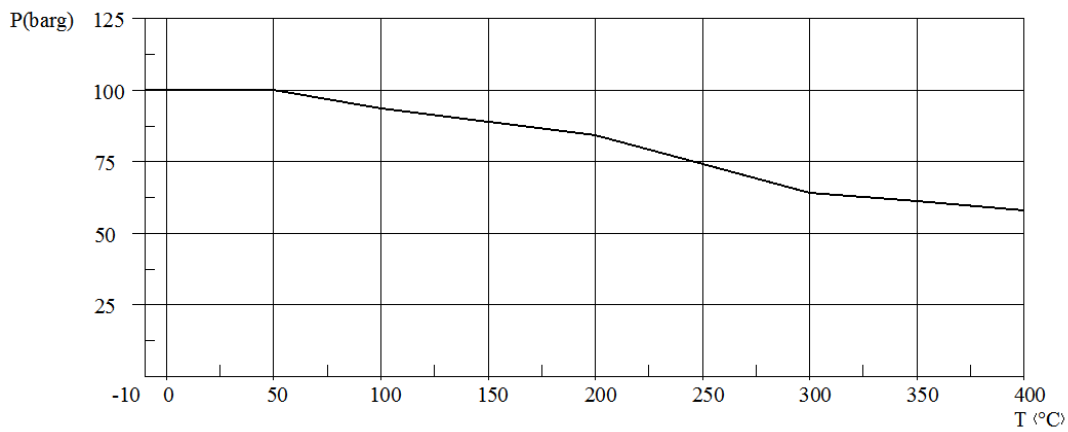
Body Material	Nominal Pressure(PN)	Temperature(°C)	Pressure(barg)
1.0619N	63	-10	63
		20	63
		100	58.5
		150	55.5
		200	52.5
		250	48
		300	43.5
		350	40.5
		400	37.5
		1.0619N	100
20	100		
100	93.6		
150	88.8		
200	84		
250	74		
300	64		
350	61		
400	58		
1.0619N	160		
		20	160
		100	148.5
		150	140.9
		200	133.3
		250	121.9
		300	110.4
		350	102.8
		400	95.2
		1.4408	63
20	63		
100	60		
150	53.8		
200	47.6		
250	44.1		
300	40.6		
350	38.8		
400	37		
1.4408	100		
		20	100
		100	95.2
		150	85.4
		200	75.6
		250	70
		300	64.4
		350	61.6
		400	58.8
		1.4408	160
20	160		
100	152.4		
150	136.7		
200	121.0		
250	112.1		
300	103.1		
350	98.6		
400	94.1		

Pressure-temperature rating curve

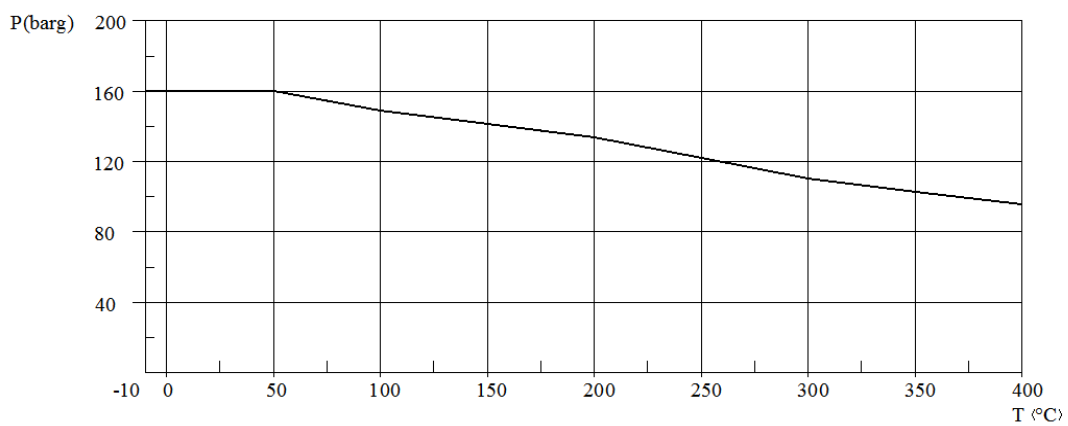
1.0619N PN63



1.0619N PN100

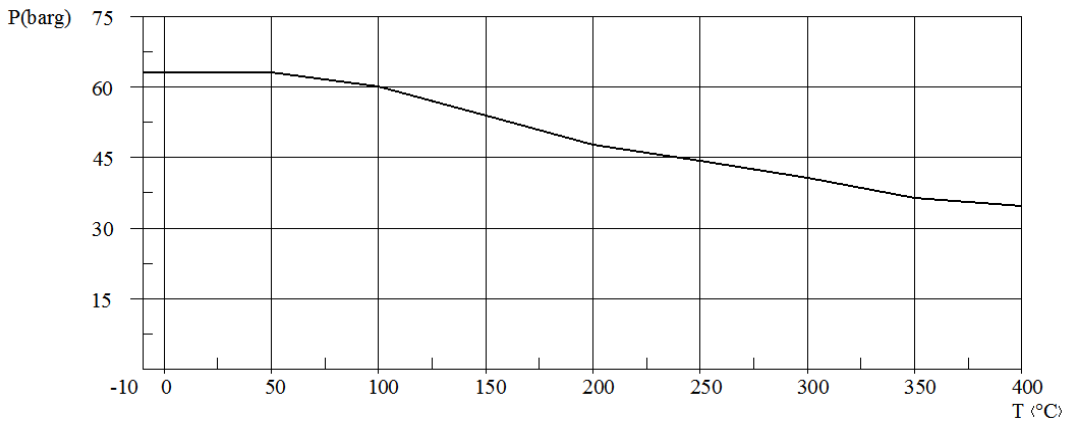


1.0619N PN160

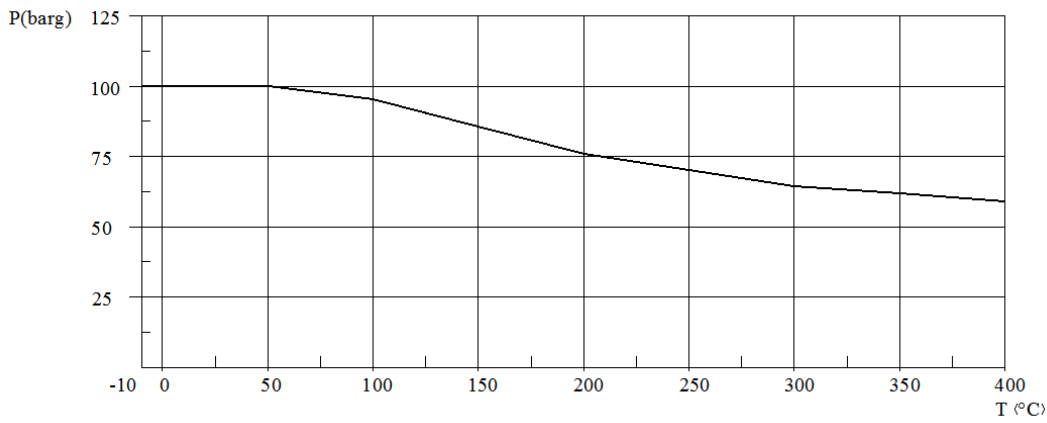


Pressure-temperature rating curve

1.4408 PN63



1.4408 PN100



1.4408 PN160

